

Bloomington University



Post-Graduation Activities Report
Class of 2010

The Post-Graduation Activities Report for the Class of 2010 was prepared by:

Amy Johnson, Recruitment Coordinator

Christy Stine, CDC Secretary

*A special thank you to our student office assistants who
were instrumental in the data collection process:*

Bobby Byrd

Kaitlyn Cardone

Katrina Conrad

Sarah Fogleman

Jasmine Lee

Keashla Marengo

Brook Turner



Post-Graduation Activities Report for the Class of 2010

The Bloomsburg University Career Development Center (CDC) produces an annual report of graduates earning a bachelor's degree to determine their status in the year following graduation. Information was gathered via online survey, phone, email, social media, and in person. Faculty, staff and families also played an integral role in obtaining information, resulting in a **90%** response rate from graduates of the Class of 2010. Our graduates continued to do well in a tough economic climate and *we are pleased to report **87.9%** are permanently employed or continuing their education.*

The CDC provides numerous opportunities for students to explore career options and to develop the skills necessary to achieve their career goals and pursue meaningful life-work. We present and facilitate discussion in academic classes, conduct workshops, meet one-on-one with students and coordinate career and job fairs, while our on-campus recruitment program connects graduating seniors with potential employers in formal interviews. In addition, the CDC website includes links to many resources useful in the career decision-making process. For graduating seniors and alumni, we post career opportunities online at the College Central Network (CCN), a cooperative job posting site shared by all 14 PA State System of Higher Education universities. We are proud to offer these programs and services that contribute positively to the academic mission of Bloomsburg University.

We sincerely thank you for your continued support.

Jeanne R. Fitzgerald

Jeanne R. Fitzgerald
Interim Director

Highlights of the Class of 2010

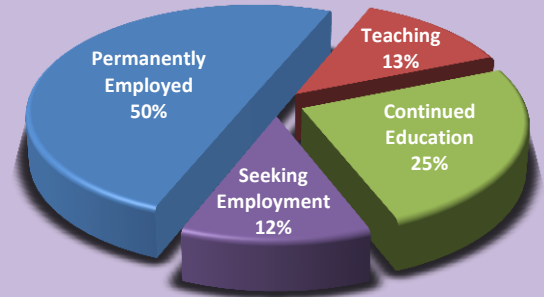
The Career Development Center conducts an annual follow-up survey of Bloomsburg University graduates to determine post-graduation status. This survey group includes December 2009, May and August 2010 graduates.

- **1508** students graduated with a bachelor's degree from Bloomsburg University in December 2009, May and August 2010
- 1355 students or **90%** provided placement information
- A total of **1143** graduates or **87.9%** are considered "placed," i.e., permanently employed or continuing their education
- 158 graduates (12%) are currently seeking employment
- 165 graduates (13%) are employed in permanent teaching positions
- In the College of Education, 43 (72%) of those seeking are substitute teaching
- 326 graduates (25%) are continuing their education full-time
- The average salary reported was \$38,718 (89 or 11% reported salaries)

Post-Graduation Status

87.9% are considered placed

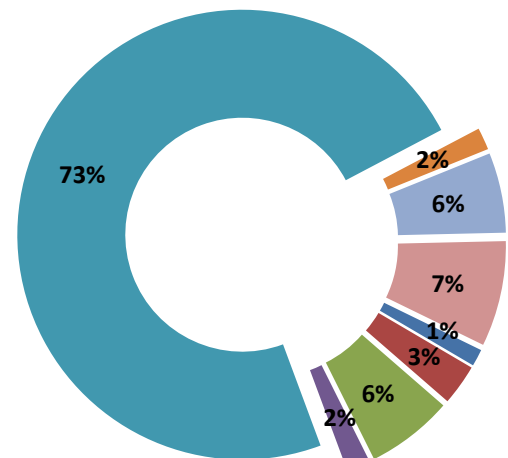
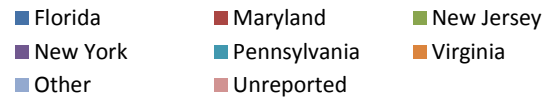
This percentage includes graduates permanently employed, teaching and continuing their education.



Out of 1508 graduates, 1355 provided information about their post-graduation activities, with 54 indicating they were not available for employment, resulting in a graduate population of 1301.

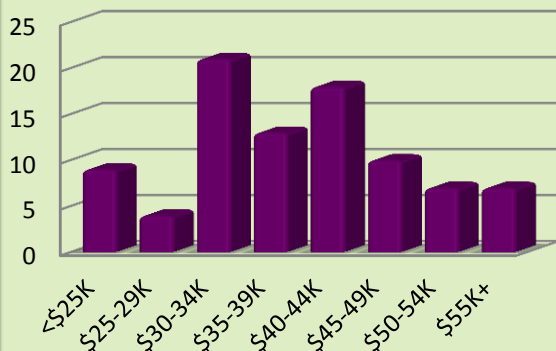
Employment by State

As reported by 755 or 92% of the graduates permanently employed.



Salary Information

89 (approx. 11%) of the graduates employed permanently provided salary information. The average salary was \$38,718.



Partial List of Where BU Class of 2010 Graduates are Employed

*Indicates organization recruited on campus

Schools

Bethlehem Area	Hawaii DOE*	North Penn*	Scranton Area
Bloomsburg Area	Lancaster-Lebanon I.U. #13*	Pocono Mountain*	Selinsgrove Area
Bucks County I.U. #22	Lebanon*	Pottsville Area*	Stafford County*
Central Columbia	Lower Dauphin*	Richmond County	Stroudsburg Area
Central Susquehanna I.U. #16*	Montgomery County*	Osceola County SD*	Wharton Borough

Organizations/Hospitals

Abington Memorial Hospital	Commonwealth of PA	Hospital of the Univ. of PA	ParenteBeard*
Adams County Adult Probation	Congressman Paul Kanjorski	J.B. Hunt*	Penn State Hershey Med. Ctr.
Allied Barton Security Services	Deloitte	Jackson-Hewitt	PA Reproductive Specialists
Amazon.com	Department of Energy	KidsPeace*	PPL Corporation
Apple, Inc.	Dorman Products	KPMG*	PricewaterhouseCoopers LLP
AstraZeneca Pharmaceuticals	Drexel University	Kraft Foods	Prudential Financial*
Aviation Institute of Maintenance	DSM Pharmaceutical Products	Larson Kellett*	Royal Caribbean Cruise Line
AXA Advisors*	eAsset Solutions	Lehigh Valley Health Network*	SEI Investments*
Bayada Nurses	East Coast Business Concepts	Lockheed Martin	Shell Gas Company
Bloomsburg University of PA	Enterprise Holdings*	ManTech International*	Smith Elliott Kearns & Co.
Boston Sports Club	Fastenal*	McKonly & Asbury*	Thomas Jefferson Hospital
Bucknell University	Fulton Mortgage Company*	Merck	UCBH Wraparound Services
Calvert Laboratories, Inc.	Geisinger Health System*	Merrill Lynch	United States Penitentiary
CBS	Geisinger Medical Center*	MetLife*	Vanguard*
Chase	Goldstein LLP	NBC 10	Verizon Wireless
Citadel Broadcasting	Good Samaritan Hospital	Neiman Group	Wells Fargo*
Clear Channel Outdoor	The Hershey Company	Nexstar Broadcasting	Wound Care Strategies
	Highmark, Inc.*	Office of Legislative Audits*	WTOV Channel 9 News

Continuing Education

Bloomsburg University	Kings College	Rutgers University	Univ. College - Cork, Ireland
Cabrini College	Le Cordon Bleu Culinary Sch.	Syracuse University	University of Hawaii
Columbia University	Lebanon Valley College	Temple University	University of Pennsylvania
Drexel University	Lehigh University	Texas A&M University	Vanderbilt University
Georgetown University	New York Law School	Thomas Jefferson University	WV Sch. of Osteopathic Med.
Kent State University	Penn State University	Towson University	Wilkes University

Unique Employers

Alaska Service Corps	Candid Productions	Destination Maternity Corp.	Mod Space
BabyAge.com	Clean Earth Systems	eAsset Solutions Healthy Buildings Inter'l.	Pitter Patter Daycare Center
Blue Moon Acres	Clyde Peeling's Reptiland	iColor Studio, LLC	Travelocity
Brevard County Zoo	CUH2A		Yodle Online Advertising

<i>Placement by College</i>	<i>Number of Graduates</i>	<i>Number of Respondents</i>	<i>Percentage of Respondents</i>	<i>Professional Employment Teaching</i>	<i>Continued Education Seeking</i>	<i>Not Available</i>	<i>Graduates Placed</i>	<i>Percentage Graduates Placed</i>		
<i>Business</i>	345	310	89.9%	237	6	30	33	4	273	89.2%
<i>Education</i>	311	278	89.4%	18	158	42	57	3	218	79.3%
<i>Liberal Arts</i>	497	441	88.7%	208	1	138	56	38	347	86.1%
<i>Science & Technology</i>	355	326	91.8%	189	0	116	12	9	305	96.2%
Totals:	1508	1355	89.9%	652	165	326	158	54	1143	87.9%

<i>Majors by College</i>	<i>Number of Graduates</i>	<i>Number of Respondents</i>	<i>Percentage of Respondents</i>	<i>Professional Employment Teaching</i>	<i>Continued Education Seeking</i>	<i>Not Available</i>	<i>Graduates Placed</i>	<i>Percentage Graduates Placed</i>		
College of Business	345	310	89.9%	237	6	30	33	4	273	89.2%
Accounting	65	58	89.2%	46	0	5	5	2	51	91.1%
Business Education	12	12	100.0%	3	6	1	2	0	10	83.3%
Business Information Systems	3	3	100.0%	2	0	0	1	0	2	66.7%
Computer Information Systems	8	8	100.0%	6	0	2	0	0	8	100.0%
Finance	38	31	81.6%	23	0	3	5	0	26	83.9%
Information & Technology Management	2	2	100.0%	2	0	0	0	0	2	100.0%
Management	119	107	89.9%	75	0	14	17	1	89	84.0%
Management Information Systems	1	1	100.0%	1	0	0	0	0	1	100.0%
Marketing	97	88	90.7%	79	0	5	3	1	84	96.6%

Majors by College

	Number of Graduates	Number of Respondents	Percentage of Respondents	Professional Employment Teaching	Continued Education Seeking	Not Available	Graduates Placed	Percentage Graduates Placed		
College of Liberal Arts	497	441	88.7%	208	1	138	56	38	347	86.1%
Anthropology	11	10	90.9%	5	0	4	1	0	9	90.0%
Art History	4	3	75.0%	1	0	1	1	0	2	66.7%
Art Studio	19	14	73.7%	6	0	4	3	1	10	76.9%
Communication Studies	76	69	90.8%	38	0	18	11	2	56	83.6%
Criminal Justice	47	41	87.2%	28	0	7	6	0	35	85.4%
Economics	35	35	100.0%	7	0	3	0	25	10	100.0%
English	32	28	87.5%	8	0	13	5	2	21	80.8%
French	1	1	100.0%	0	0	1	0	0	1	100.0%
German	0	0	0.0%	0	0	0	0	0	0	0.0%
History	25	23	92.0%	5	0	13	4	1	18	81.8%
Mass Communication	58	50	86.2%	28	0	9	10	3	37	78.7%
Music	6	5	83.3%	2	0	1	1	1	3	75.0%
Music Education	2	2	100.0%	0	1	0	1	0	1	50.0%
Philosophy	5	5	100.0%	1	0	4	0	0	5	100.0%
Political Science	24	20	83.3%	11	0	9	0	0	20	100.0%
Psychology	59	54	91.5%	21	0	27	4	2	48	92.3%
Social Work	56	51	91.1%	32	0	15	4	0	47	92.2%
Sociology	28	22	78.6%	12	0	8	2	0	20	90.9%
Spanish	3	2	66.7%	1	0	0	1	0	1	50.0%
Theater Arts	6	6	100.0%	2	0	1	2	1	3	60.0%

Majors by College

	<i>Number of Graduates</i>	<i>Number of Respondents</i>	<i>Percentage of Respondents</i>	<i>Professional Employment</i>	<i>Teaching</i>	<i>Continued Education Seeking</i>	<i>Not Available</i>	<i>Graduates Placed</i>	<i>Percentage Graduates Placed</i>	
College of Science & Technology	355	326	91.8%	189	0	116	12	9	305	96.2%
Biology	47	42	89.4%	13	0	24	2	3	37	94.9%
Chemistry	5	4	80.0%	2	0	2	0	0	4	100.0%
Clinical Lab Science	2	2	100.0%	2	0	0	0	0	2	100.0%
Computer Forensics	31	26	83.9%	24	0	2	0	0	26	100.0%
Computer Science	8	7	87.5%	5	0	1	1	0	6	85.7%
Electronics Engineering Technology	5	4	80.0%	3	0	0	0	1	3	100.0%
Engineering Science 3+2	1	0	0.0%	0	0	0	0	0	0	0.0%
Exercise Science	37	34	91.9%	14	0	19	1	0	33	97.1%
Geography	18	17	94.4%	11	0	3	2	1	14	87.5%
Geoscience	13	10	76.9%	8	0	2	0	0	10	100.0%
Health Physics	2	2	100.0%	2	0	0	0	0	2	100.0%
Health Sciences	4	3	75.0%	2	0	1	0	0	3	100.0%
Mathematics	14	14	100.0%	6	0	5	3	0	11	78.6%
Medical Imaging	31	28	90.3%	23	0	3	2	0	26	92.9%
Nursing	65	64	98.5%	62	0	1	1	0	63	98.4%
Physics	1	1	100.0%	0	0	1	0	0	1	100.0%
Speech Pathology and Audiology	71	68	95.8%	12	0	52	0	4	64	100.0%



Bloomsburg University of Pennsylvania is committed to affirmative action by way of providing equal educational and employment opportunities for all persons without regard to race, religion, gender, age, national origin, sexual orientation, disability or veteran status.