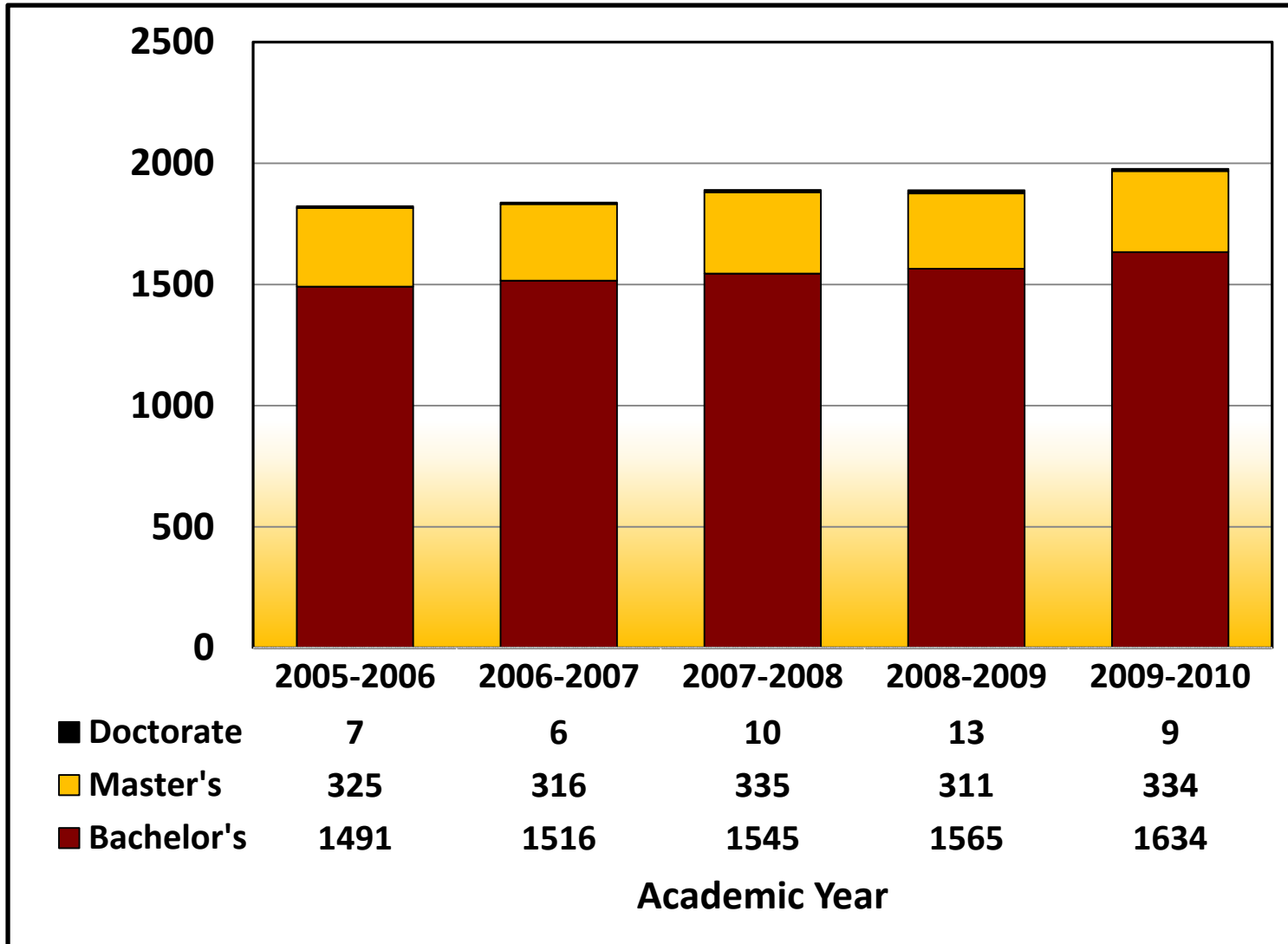




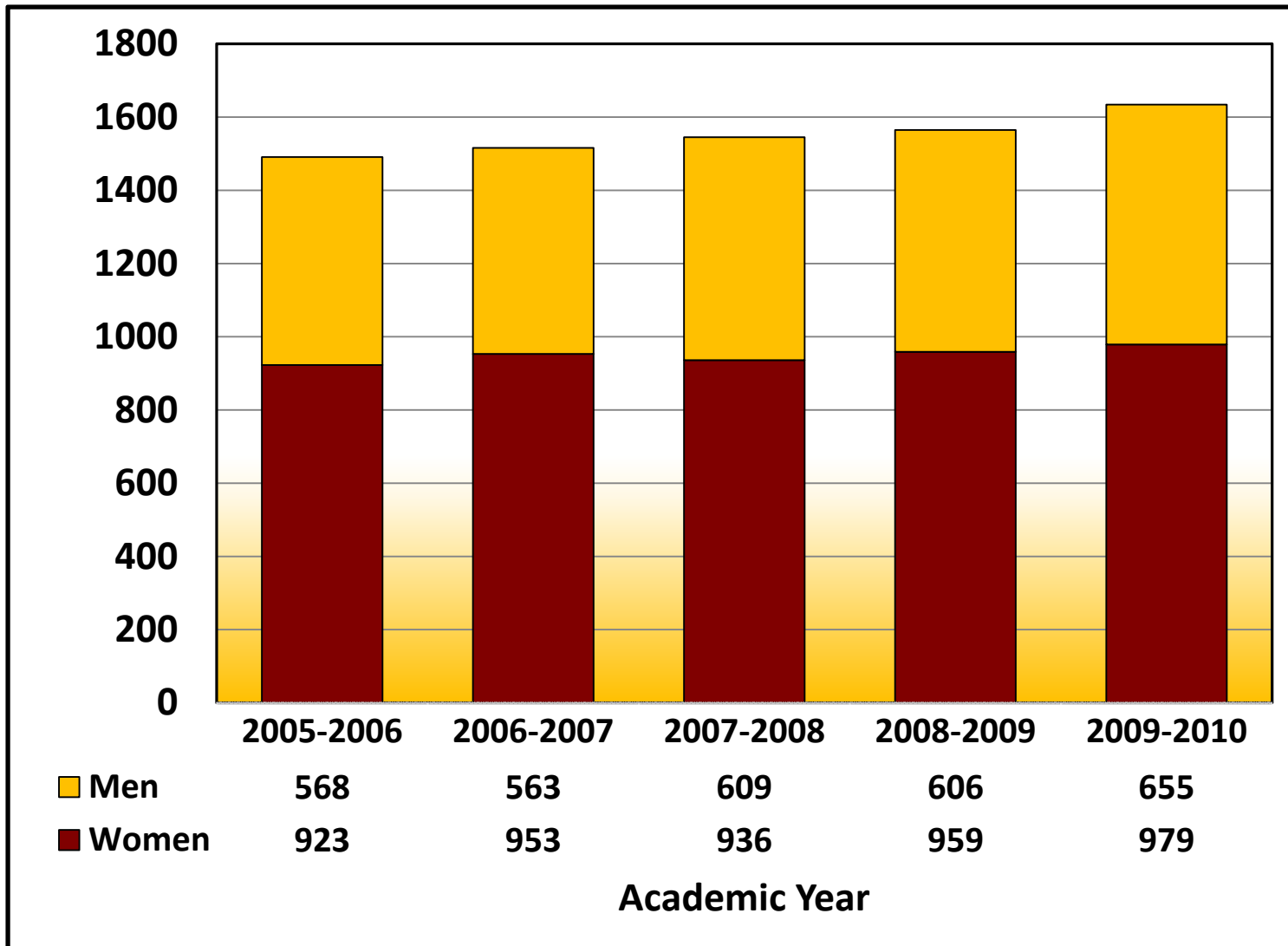
Degrees Granted

2010-2011 Fact Book

**Degrees Granted By Degree Type
2005-2006 through 2009-2010**



**Bachelor's Degrees Granted By Gender
2005-2006 through 2009-2010**



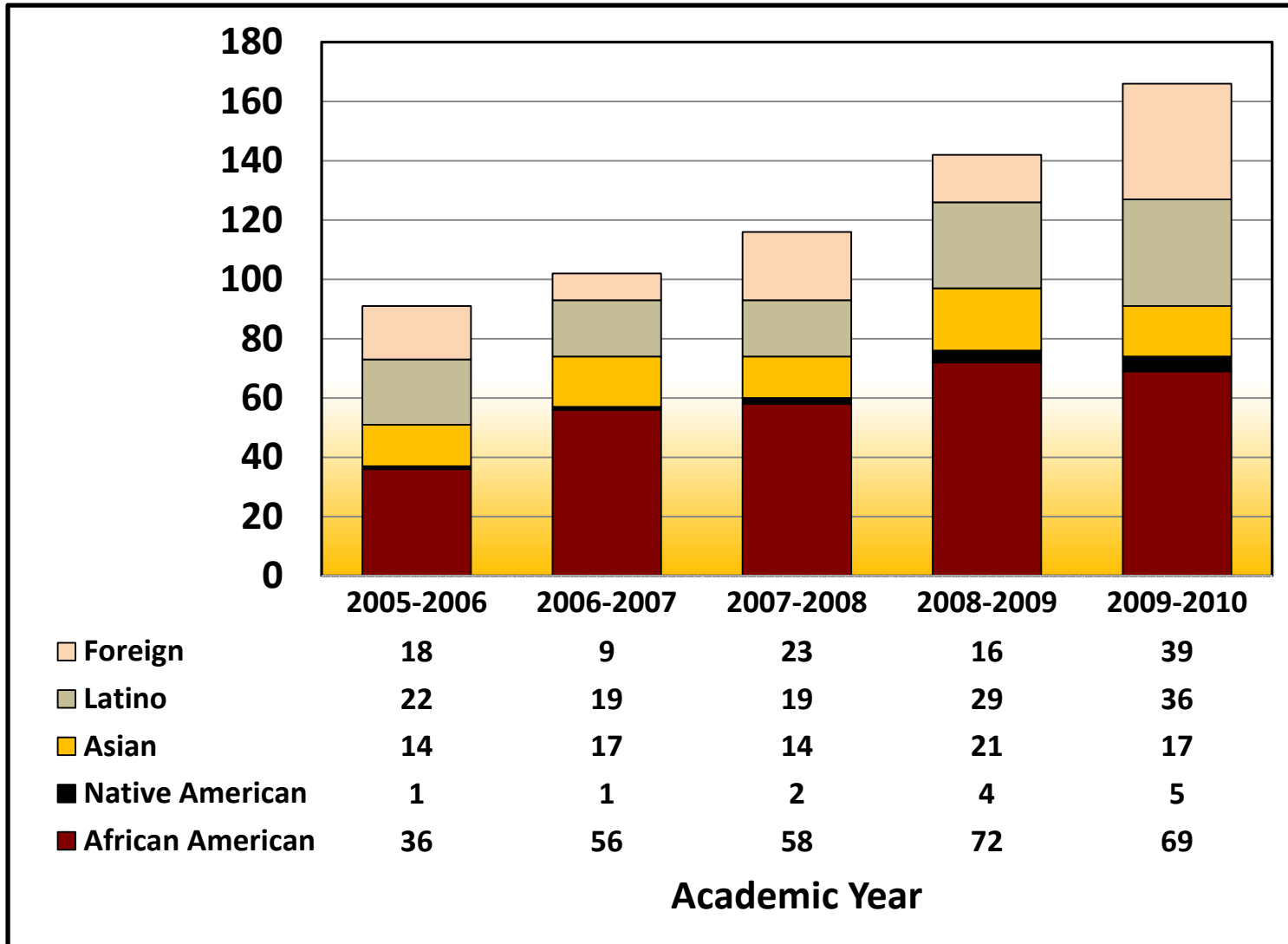


**Bachelor's Degrees Granted By College* & Gender
2005-2006 through 2009-2010**

College	Gender	Academic Year				
		2005-2006	2006-2007	2007-2008	2008-2009	2009-2010
Business	Women	136	134	131	122	135
	Men	191	200	208	205	238
	Total	327	334	339	327	373
Education	Women	273	290	276	260	278
	Men	65	60	78	74	60
	Total	338	350	354	334	338
Liberal Arts	Women	312	334	292	331	315
	Men	191	181	206	186	215
	Total	503	515	498	517	530
Science & Technology	Women	202	195	237	246	251
	Men	121	122	117	141	142
	Total	323	317	354	387	393
Total Bachelor's	Women	923	953	936	959	979
	Men	568	563	609	606	655
	Total	1491	1516	1545	1565	1634

* For comparative purposes, the data has been recalculated to reflect the current organizational structure of Bloomsburg University . Data reflecting the prior organizational structure may be found in prior fact books.

**Bachelor's Degrees Granted By Racial/Ethnic Category
2005-2006 through 2009-2010**





Bachelor's Degrees Granted By College* & Racial/Ethnic Category, 2005-2006 through 2009-2010

College	Race/Ethnicity	Academic Year				
		2005-2006	2006-2007	2007-2008	2008-2009	2009-2010
Business	African American	4	13	16	16	19
	Native American	0	0	0	0	1
	Asian or Pacific Islander	2	7	2	6	6
	Latino	8	7	5	9	6
	White	304	300	303	275	319
	Foreign	4	1	4	4	3
	Unknown	5	6	9	17	19
	Total	327	334	339	327	373
Education	African American	1	3	4	4	2
	Native American	0	0	1	0	3
	Asian or Pacific Islander	2	0	3	2	1
	Latino	0	1	1	3	7
	White	332	339	336	308	313
	Foreign	0	0	0	0	0
	Unknown	3	7	9	17	12
	Total	338	350	354	334	338
Liberal Arts	African American	28	31	29	45	39
	Native American	0	1	1	2	1
	Asian or Pacific Islander	6	4	4	6	5
	Latino	13	10	10	15	15
	White	441	455	421	421	419
	Foreign	11	7	15	11	29
	Unknown	4	7	18	17	22
	Total	503	515	498	517	530

* For comparative purposes, the data has been recalculated to reflect the current organizational structure of Bloomsburg University . Data reflecting the prior organizational structure may be found in prior fact books.



Bachelor's Degrees Granted By College* & Racial/Ethnic Category, 2005-2006 through 2009-2010

College	Race/Ethnicity	Academic Year				
		2005-2006	2006-2007	2007-2008	2008-2009	2009-2010
Science & Technology	African American	3	9	9	7	9
	Native American	1	0	0	2	0
	Asian or Pacific Islander	4	6	5	7	5
	Latino	1	1	3	2	8
	White	308	293	316	356	346
	Foreign	3	1	4	1	7
	Unknown	3	7	17	12	18
	Total	323	317	354	387	393
Total Bachelor's	African American	36	56	58	72	69
	Native American	1	1	2	4	5
	Asian or Pacific Islander	14	17	14	21	17
	Latino	22	19	19	29	36
	White	1385	1387	1376	1360	1397
	Foreign	18	9	23	16	39
	Unknown	15	27	53	63	71
	Total	1491	1516	1545	1565	1634

* For comparative purposes, the data has been recalculated to reflect the current organizational structure of Bloomsburg University . Data reflecting the prior organizational structure may be found in prior fact books.

**Bachelor's Degrees Granted, College of Business
2005-2006 through 2009-2010**

College	Department	CIP Code	Program of Study	Degree	2005-2006	2006-2007	2007-2008	2008-2009	2009-2010
COB	Accounting	52.0301	BUS*BUS ADM*ACCOUNTING	BSBA	56	45	48	52	69
COB	Bus Educ and Info and Tech Mngt	52.0201	BUS*BUS ADM*BUSINESS INFOR SYST	BSBA	8	16	7	16	6
COB	Bus Educ and Info and Tech Mngt	52.0201	BUS*BUS ADM INFORM & TECH	BSBA					2
COB	Bus Educ and Info and Tech Mngt	52.0101	BUS*BUSINESS EDUCATION	BSED	12	9	10	6	13
COB	Finance & Legal Studies	52.0201	BUS*BUS ADM*FINANCE	BSBA	27	37	26	36	43
COB	Management	52.0201	BUS*BUS ADM*MANAGEMENT	BSBA	105	131	147	117	126
COB	Marketing	52.0201	BUS*BUS ADM*MARKETING	BSBA	106	87	80	87	106
COB	MIS & CIS	52.0201	BUS*BUS ADM*MGT INFO SYTEMS	BSBA	0	0	2	2	1
COB	MIS & CIS	11.0101	BUS*COMPUTER & INFORMATION SCI	BS	13	9	19	11	7
Total Degrees Granted, College of Business					327	334	339	327	373



**Bachelor's Degrees Granted, College of Education*
2005-2006 through 2009-2010**

College	Department	CIP Code	Program of Study	Degree	2005-2006	2006-2007	2007-2008	2008-2009	2009-2010
COE	Early Childhood & Elem Educ	13.1202	P/S*ELE ED*ED DEAF/HARD OF HEAR	BSED	11	7	7	3	1
COE	Early Childhood & Elem Educ	13.1202	P/S*ELE ED*EXCEPTIONAL CHILDREN	BSED	2	6	5	4	4
COE	Early Childhood & Elem Educ	13.1202	P/S*ELEMENTARY ED	BSED	79	85	86	90	75
COE	Early Childhood & Elem Educ	13.1202	P/S*ELEMENTARY ED*ENGLISH	BSED	1	1	0	0	0
COE	Early Childhood & Elem Educ	13.1202	P/S*ELEMENTARY ED*FRENCH	BSED	2	0	2	0	0
COE	Early Childhood & Elem Educ	13.1202	P/S*ELEMENTARY ED*GEOGRAPHY	BSED	0	1	0	0	0
COE	Early Childhood & Elem Educ	13.1202	P/S*ELEMENTARY ED*HISTORY	BSED	0	1	0	0	0
COE	Early Childhood & Elem Educ	13.1202	P/S*ELEMENTARY ED*LANGUAGE ARTS	BSED	2	3	2	0	4
COE	Early Childhood & Elem Educ	13.1202	P/S*ELEMENTARY ED*MATHEMATICS	BSED	15	12	15	6	10
COE	Early Childhood & Elem Educ	13.1202	P/S*ELEMENTARY ED*PHILOSOPHY	BSED	1	0	0	0	0
COE	Early Childhood & Elem Educ	13.1202	P/S*ELEMENTARY ED*PHYSICAL SCI	BSED	1	1	0	0	0
COE	Early Childhood & Elem Educ	13.1202	P/S*ELEMENTARY ED*PSYCHOLOGY	BSED	8	4	0	0	0
COE	Early Childhood & Elem Educ	13.1202	P/S*ELEMENTARY ED*SPANISH	BSED	2	1	4	1	1
COE	Early Childhood & Elem Educ	13.1210	P/S*N-K-3	BSED	1	1	0	1	1
COE	Early Childhood & Elem Educ	13.1202	P/S*N-K-3/ELE ED	BSED	31	58	40	45	43
COE	Early Childhood & Elem Educ	13.1202	P/S*N-K-3/ELE ED*ED DEAF/HOH	BSED	2	1	0	0	2
COE	Early Childhood & Elem Educ	13.1202	P/S*N-K-3/ELE ED*EXCPT. CHILD	BSED	0	3	2	2	4
COE	Early Childhood & Elem Educ	13.1202	P/S*N-K-3/ELE ED*LANGUAGE ARTS	BSED	2	1	3	1	16
COE	Early Childhood & Elem Educ	13.1202	P/S*N-K-3/ELE ED*MATH*LANG ARTS	BSED	1	0	0	0	0
COE	Early Childhood & Elem Educ	13.1202	P/S*N-K-3/ELE ED*MATHEMATICS	BSED	3	4	2	0	1
COE	Early Childhood & Elem Educ	13.1202	P/S*N-K-3/ELE ED*PHYSICAL SCI.	BSED	1	0	0	0	0
COE	Early Childhood & Elem Educ	13.1202	P/S*N-K-3/ELE ED*PSYCHOLOGY	BSED	2	1	1	0	0
COE	Early Childhood & Elem Educ	13.1202	P/S*N-K-3/ELE ED*SPANISH	BSED	0	0	0	1	0

* This report reflects the current organizational structure of Bloomsburg University. The College of Education was formerly the College of Professional Studies prior to the 2009-2010 academic year. The departments of Audiology & Speech Pathology and Nursing were moved to the College of Science & Technology in 2009-10.



**Bachelor's Degrees Granted, College of Education*
2005-2006 through 2009-2010**

College	Department	CIP Code	Program of Study	Degree	2005-2006	2006-2007	2007-2008	2008-2009	2009-2010
COE	Educ Studies & Sec Ed	26.0101	P/S*SECONDARY ED*BIOLOGY	BSED	9	5	2	0	4
COE	Educ Studies & Sec Ed	40.0501	P/S*SECONDARY ED*CHEMISTRY	BSED	2	0	1	1	0
COE	Educ Studies & Sec Ed	45.9999	P/S*SECONDARY ED*CITIZENSHIP	BSED	10	24	18	33	25
COE	Educ Studies & Sec Ed	23.1001	P/S*SECONDARY ED*COMM	BSED	4	1	0	0	0
COE	Educ Studies & Sec Ed	23.1001	P/S*SECONDARY ED*COMM (SPEECH)	BSED	0	1	1	0	0
COE	Educ Studies & Sec Ed	45.9999	P/S*SECONDARY ED*CSS	BSED	1	0	0	0	0
COE	Educ Studies & Sec Ed	45.9999	P/S*SECONDARY ED*CSS (H-B A)	BSED	9	1	1	0	1
COE	Educ Studies & Sec Ed	40.0601	P/S*SECONDARY ED*EARTH AND SPACE SCI	BSED	3	1	4	6	3
COE	Educ Studies & Sec Ed	23.0101	P/S*SECONDARY ED*ENGLISH	BSED	22	13	23	13	12
COE	Educ Studies & Sec Ed	16.0901	P/S*SECONDARY ED*FRENCH	BSED	1	2	0	1	0
COE	Educ Studies & Sec Ed	40.0101	P/S*SECONDARY ED*GEN SCI	BSED	3	3	4	3	1
COE	Educ Studies & Sec Ed	16.0501	P/S*SECONDARY ED*GERMAN	BSED	1	0	1	0	0
COE	Educ Studies & Sec Ed	27.0101	P/S*SECONDARY ED*MATHEMATICS	BSED	20	10	8	18	22
COE	Educ Studies & Sec Ed	40.0801	P/S*SECONDARY ED*PHYSICS	BSED	1	0	0	2	1
COE	Educ Studies & Sec Ed	16.0905	P/S*SECONDARY ED*SPANISH	BSED	2	5	4	1	6
COE	Exceptionality Programs	16.1603	P/S*ASL/ENGLISH INTERPRETING	BS	9	13	17	7	1
COE	Exceptionality Programs	16.1603	P/S*INTERP TRNG*ED DEAF/HOH	BS	4	9	9	3	0
COE	Exceptionality Programs	13.1001	P/S*MENT/PHYS HAND*ED DEAF/HOH	BSED	6	3	0	1	0
COE	Exceptionality Programs	13.1001	P/S*MENT/PHYS HAND*SPECIAL ED	BSED	15	1	1	3	3
COE	Exceptionality Programs	13.1001	P/S*MENT/PHYS HANDICAPPED	BSED	1	0	0	0	0
COE	Exceptionality Programs	13.1001	P/S*SPEC ED/EL ED*MATH	BSED	3	2	0	3	2
COE	Exceptionality Programs	13.1001	P/S*SPEC ED/EL ED/DEAF HOH	BSED	2	2	3	8	11
COE	Exceptionality Programs	13.1001	P/S*SPECIAL ED/ELEMENTARY ED	BSED	43	63	88	77	84
Total Degrees Granted, College of Education					338	350	354	334	338

* This report reflects the current organizational structure of Bloomsburg University. The College of Education was formerly the College of Professional Studies prior to the 2009-2010 academic year. The departments of Audiology & Speech Pathology and Nursing were moved to the College of Science & Technology in 2009-10.



**Bachelor's Degrees Granted, College of Liberal Arts*
2005-2006 through 2009-2010**

College	Department	CIP Code	Program of Study	Degree	2005-2006	2006-2007	2007-2008	2008-2009	2009-2010
COLA	Anthropology	45.0201	L/A*ANTHROPOLOGY	BA	14	11	19	26	14
COLA	Anthropology	45.0101	L/A*SOCIAL SCIENCE	BA	11	7	5	2	0
COLA	Art and Art History	50.0703	L/A*ART HISTORY	BA	4	4	10	5	6
COLA	Art and Art History	50.0702	L/A*ART STUDIO	BA	22	18	25	12	22
COLA	Communication Studies	23.1001	L/A*COM STDS*INTERPER RELATION	BA	16	22	21	26	22
COLA	Communication Studies	23.1001	L/A*COM STDS*LEADER & SOC INFL	BA	8	10	9	10	19
COLA	Communication Studies	23.1001	L/A*COM STDS*ORGANIZ COMMUNIC	BA	21	32	18	27	34
COLA	Communication Studies	23.1001	L/A*COMMUNICATION STUDIES	BA	13	14	18	14	4
COLA	Economics	45.0601	L/A*ECONOMICS	BA	3	9	5	7	3
COLA	Economics	52.0601	L/A*ECONOMICS BUSINESS MINOR	BS	14	10	18	4	3
COLA	Economics	45.0601	L/A*ECONOMICS*BUSINESS	BA	0	0	0	15	31
COLA	Economics	45.0699	L/A*POLITICAL ECONOMICS	BA	0	2	2	0	1
COLA	English	23.0101	L/A*ENGLISH	BA	31	29	19	22	28
COLA	English	23.0101	L/A*ENGLISH*CREATIVE WRITING	BA	6	11	6	5	9
COLA	History	54.0101	L/A*HISTORY	BA	32	38	45	31	29
COLA	Languages & Cultures	16.0901	L/A*FRENCH	BA	1	1	2	2	2
COLA	Languages & Cultures	16.0501	L/A*GERMAN	BA	1	3	3	0	0
COLA	Languages & Cultures	16.0905	L/A*SPANISH	BA	8	11	5	11	8
COLA	Mass Communications	09.0102	L/A*MASS COMM*JOURNALISM	BA	0	0	7	7	8
COLA	Mass Communications	09.0102	L/A*MASS COMM*NEWS EDITORIAL	BA	0	6	4	3	2
COLA	Mass Communications	09.0102	L/A*MASS COMM*PUBLIC RELATIONS	BA	0	8	14	18	21
COLA	Mass Communications	09.0102	L/A*MASS COMM*TELECOM	BA	0	7	16	13	23
COLA	Mass Communications	09.0102	L/A*MASS COMMUNICATION	BA	36	24	7	5	1

* This report reflects the current organizational structure of Bloomsburg University. Exercise Science & Athletics was moved to the College of Science & Technology in 2009-10.



**Bachelor's Degrees Granted, College of Liberal Arts*
2005-2006 through 2009-2010**

College	Department	CIP Code	Program of Study	Degree	2005-2006	2006-2007	2007-2008	2008-2009	2009-2010
COLA	Music, Theatre and Dance	50.0901	L/A*MUSIC*APPLIED	BA	0	1	1	0	0
COLA	Music, Theatre and Dance	50.0901	L/A*MUSIC*AUDIO-VIDEO RECORDING	BA	6	5	7	6	2
COLA	Music, Theatre and Dance	50.0901	L/A*MUSIC*EDUCATION CERT K-12	BA	5	4	7	4	1
COLA	Music, Theatre and Dance	50.0901	L/A*MUSIC*LIBERAL ARTS	BA	0	4	3	1	1
COLA	Music, Theatre and Dance	50.0501	L/A*THEATER ARTS	BA	7	9	4	3	3
COLA	Philosophy	24.0103	L/A*HUMANITIES	BA	5	2	0	0	0
COLA	Philosophy	38.0101	L/A*PHILOSOPHY	BA	8	6	6	10	10
COLA	Political Science	45.1001	L/A*POL SCI*LEGAL STUDIES OPT	BA	1	1	0	1	1
COLA	Political Science	45.1001	L/A*POLITICAL SCIENCE	BA	18	27	34	23	31
COLA	Psychology	42.0101	L/A*PSYCHOLOGY	BA	73	47	55	70	61
COLA	Sociology, Social Work & Criminal Justice	43.0104	L/A*CRIMINAL JUSTICE	BA	51	38	39	35	46
COLA	Sociology, Social Work & Criminal Justice	44.0701	L/A*SOCIAL WORK	BSW	53	54	42	54	57
COLA	Sociology, Social Work & Criminal Justice	45.1101	L/A*SOCIOLOGY	BA	35	40	22	45	27
Total Degrees Granted, College of Liberal Arts					503	515	498	517	530

* This report reflects the current organizational structure of Bloomsburg University. Exercise Science & Athletics was moved to the College of Science & Technology in 2009-10.



**Bachelor's Degrees Granted, College of Science & Technology*
2005-2006 through 2009-2010**

College	Department	CIP Code	Program of Study	Degree	2005-2006	2006-2007	2007-2008	2008-2009	2009-2010
COST	Audiology & Speech Pathology	51.0204	S/T*SP PATH/AUDIO*EXCEPTIONAL	BS	7	10	24	19	22
COST	Audiology & Speech Pathology	51.0204	S/T*SP PATH/AUDIOLOGY*D/HOH	BS	4	3	1	3	3
COST	Audiology & Speech Pathology	51.0204	S/T*SPEECH PATH. AND AUDIOLOGY	BS	31	31	37	51	44
COST	Bio & Allied Health Sci	26.0101	S/T*BIOLOGY (BA)	BA	7	12	13	8	12
COST	Bio & Allied Health Sci	26.0101	S/T*BIOLOGY (BS)	BS	18	23	15	12	14
COST	Bio & Allied Health Sci	26.0101	S/T*BIOLOGY(BA) MARINE BIOLOGY	BA	0	0	1	0	0
COST	Bio & Allied Health Sci	26.0101	S/T*BIOLOGY(BA) NATURAL HISTORY	BA	0	0	1	2	2
COST	Bio & Allied Health Sci	26.0101	S/T*BIOLOGY(BA) PRE-PHYS THERAPY	BA	5	5	12	10	8
COST	Bio & Allied Health Sci	26.0101	S/T*BIOLOGY(BA) PRE-PHYSICIAN ASST	BA	0	5	3	2	7
COST	Bio & Allied Health Sci	26.0101	S/T*BIOLOGY(BS) BIOTECHNOLOGY	BS	0	2	0	1	0
COST	Bio & Allied Health Sci	26.0101	S/T*BIOLOGY(BS) ENVIRON BIOLOGY	BS	0	1	0	0	0
COST	Bio & Allied Health Sci	26.0101	S/T*BIOLOGY(BS) MARINE BIOLOGY	BS	1	0	3	0	0
COST	Bio & Allied Health Sci	26.0101	S/T*BIOLOGY(BS) MICROBIOLOGY	BS	1	1	4	0	1
COST	Bio & Allied Health Sci	26.0101	S/T*BIOLOGY(BS) MOLECULAR BIOLOGY	BS	0	0	1	1	2
COST	Bio & Allied Health Sci	26.0101	S/T*BIOLOGY(BS) PRE-MEDICAL SCI	BS	0	1	5	4	7
COST	Bio & Allied Health Sci	51.1005	S/T*CLIN LAB SCIENCE	BS	2	4	0	4	3
COST	Bio & Allied Health Sci	51.1005	S/T*HLTH SCI(BS)*PRE-PHYS ASST	BS					2
COST	Bio & Allied Health Sci	51.0907	S/T*MEDICAL IMAGING	BS	24	37	35	60	39
COST	Chemistry & Biochemistry	40.0501	S/T*CHEMISTRY (BA)	BA	0	1	1	2	0
COST	Chemistry & Biochemistry	40.0501	S/T*CHEMISTRY (BS)	BS	2	6	6	5	4
COST	Chemistry & Biochemistry	40.0501	S/T*CHEMISTRY (BS) BIOCHEMISTRY	BS	2	1	3	2	2
COST	Exercise Science and Athletics	31.0599	L/A*EXERCISE SCIENCE	BS	49	40	48	49	44

* This report reflects the current organizational structure of Bloomsburg University. The departments of Audiology & Speech Pathology, Exercise Science & Athletics, and Nursing were moved to the College of Science & Technology in 2009-10.



**Bachelor's Degrees Granted, College of Science & Technology*
2005-2006 through 2009-2010**

College	Department	CIP Code	Program of Study	Degree	2005-2006	2006-2007	2007-2008	2008-2009	2009-2010
COST	Geography & Geosciences	40.0601	S/T*EARTH SCIENCE	BS	0	4	3	0	0
COST	Geography & Geosciences	40.0601	S/T*EARTH SCIENCE*ENVIRON SCI	BS	0	3	3	5	0
COST	Geography & Geosciences	45.0701	S/T*GEOGRAPHY*ENVIRON PLAN	BA	16	13	19	11	15
COST	Geography & Geosciences	45.0701	S/T*GEOGRAPHY*GENERAL	BA	6	2	1	7	4
COST	Geography & Geosciences	45.0701	S/T*GEOGRAPHY*URBAN & REG PLAN	BA	1	3	0	2	2
COST	Geography & Geosciences	40.0601	S/T*GEOLOGY	BS	5	4	1	1	1
COST	Geography & Geosciences	40.0601	S/T*GEOSCIENCE:EARTH SCIENCE	BS	4	0	0	3	4
COST	Geography & Geosciences	40.0601	S/T*GEOSCIENCE:ENVIRON_SCIENCE	BS	8	0	0	0	5
COST	Geography & Geosciences	40.0601	S/T*GEOSCIENCE: GEOLOGY	BS					7
COST	Geography & Geosciences	40.0601	S/T*GEOSCIENCE:PLANETARY SCIENCE	BS	0	0	0	1	2
COST	Math, Computer Sci & Statistics	11.9999	S/T*COMPUTER FORENSICS (BS)	BS	0	0	4	9	30
COST	Math, Computer Sci & Statistics	11.0701	S/T*COMPUTER SCIENCE	BS	21	15	12	5	10
COST	Math, Computer Sci & Statistics	27.0101	S/T*MATH STATISTICS (BA)	BA	2	3	2	2	0
COST	Math, Computer Sci & Statistics	27.0101	S/T*MATHEMATICS (BA)	BA	6	11	7	8	8
COST	Math, Computer Sci & Statistics	27.0101	S/T*MATHEMATICS (BS)	BS	12	6	10	8	12
COST	Nursing	51.1601	P/S*NURSING	BSN	68	54	67	67	63
COST	Nursing	51.1601	P/S*NURSING - LICENSED RN	BSN	4	0	0	0	2
COST	Physics & Engineering Tech	14.1001	S/T*ELECT ENGINEERING TECH	BS	7	8	6	6	5
COST	Physics & Engineering Tech	51.2205	S/T*HEALTH PHYSICS	BS	1	5	3	5	4
COST	Physics & Engineering Tech	40.0801	S/T*PHYSICS (BA)	BA	7	1	0	5	3
COST	Physics & Engineering Tech	40.0801	S/T*PHYSICS (BS)	BS	2	2	3	7	0
Total Degrees Granted, College of Science & Technology					323	317	354	387	393

* This report reflects the current organizational structure of Bloomsburg University. The departments of Audiology & Speech Pathology, Exercise Science & Athletics, and Nursing were moved to the College of Science & Technology in 2009-10.



**Graduate Degrees Granted, College of Graduate Studies
2005-2006 through 2009-2010**

College	Gender	Academic Year				
		2005-2006	2006-2007	2007-2008	2008-2009	2009-2010
Graduate Studies	Women	245	204	248	237	222
	Men	87	118	97	87	121
	Total	332	322	345	324	343

College	Race/Ethnicity	Academic Year				
		2005-2006	2006-2007	2007-2008	2008-2009	2009-2010
Graduate Studies	African American	4	5	4	5	11
	Native American	0	0	0	0	0
	Asian or Pacific Islander	3	1	5	2	4
	Latino	6	1	4	5	3
	White	294	291	306	289	316
	Foreign	17	13	19	13	7
	Unknown	8	11	7	10	2
	Total	332	322	345	324	343



**Graduate Degrees Granted, College of Graduate Studies
2005-2006 through 2009-2010**

College	Department	CIP Code	Program of Study	Degree	2005-2006	2006-2007	2007-2008	2008-2009	2009-2010
COB	Accounting	52.0301	GRD*ACCOUNTING	MACC	1	0	0	0	0
COB	Bus Educ and Info and Tech Mngt	52.0101	GRD*BUSINESS ED	MED	18	5	4	7	0
COB	Bus Educ and Info and Tech Mngt	52.0101	GRD*BUSINESS ED/BIS	MED			1	0	4
COB	Bus Educ and Info and Tech Mngt	52.0101	GRD*BUSINESS ED/BIS (CERT)	MED	1	6	3	10	7
COB	Management	52.0201	GRD*BUSINESS ADM	MBA	21	29	24	24	22
COB	Management	52.0201	GRD*BUSINESS ADM (ACCOUNTING)	MBA	0	0	0	0	1
COB	Management	52.0201	GRD*BUSINESS ADM (LEADERSHIP)	MBA	7	1	1	0	0
COB	Management	52.0201	GRD*BUSINESS ADM (MGT SCI/OPR MGT)	MBA	0	0	0	0	0
COE	Early Childhood & Elem Educ	13.1210	GRD*EARLY CHILDHOOD ED	MS	7	2	4	1	0
COE	Early Childhood & Elem Educ	13.1202	GRD*ELEMENTARY ED	MED	10	8	4	2	7
COE	Early Childhood & Elem Educ	13.1202	GRD*ELEMENTARY EDUC (CERT)	MED	23	18	15	16	22
COE	Educ Studies & Sec Ed	13.0301	GRD*CURR & INSTRUCTION (CERT)	MED	25	45	28	23	32
COE	Educ Studies & Sec Ed	13.0301	GRD*CURRICULUM & INSTRUCTION	MED	31	33	38	53	46
COE	Educ Studies & Sec Ed	13.1101	GRD*ELEMENTARY SCHOOL COUNSELING	MED	0	0	0	1	7
COE	Educ Studies & Sec Ed	13.1101	GRD*SECONDARY SCHOOL COUNSELING	MED	0	0	0	4	11
COE	Educ Studies & Sec Ed	13.1101	GRD*STUDENT PERSONNEL SERVICES	MED	0	0	0	2	7
COE	Exceptionality Programs	13.1003	GRD*ED DEAF/HARD HEARING	MS	16	15	10	15	6
COE	Exceptionality Programs	13.1315	GRD*READING	MED	35	14	34	32	26
COE	Exceptionality Programs	13.1001	GRD*SPECIAL ED*EXC PRNS N/C	MS	1	8	5	2	2
COE	Exceptionality Programs	13.1001	GRD*SPECIAL ED*EXC PRNS T/C	MS	25	26	26	22	24
COE	Exceptionality Programs	13.1001	GRD*TEACHING PHYS & MENT HANDCP	MS	6	5	9	9	6
COLA	Art and Art History	50.0703	GRD*ART HISTORY	MA	0	0	0	1	0
COLA	Art and Art History	50.0702	GRD*ART STUDIO	MA	1	0	0	0	0



**Graduate Degrees Granted, College of Graduate Studies
2005-2006 through 2009-2010**

College	Department	CIP Code	Program of Study	Degree	2005-2006	2006-2007	2007-2008	2008-2009	2009-2010
COST	Audiology & Speech Pathology	51.0202	GRD*AUDIOLOGY	AUD	7	6	10	13	9
COST	Audiology & Speech Pathology	51.0202	GRD*COMM DIS*AUDIOLOGY	MS	2	0	0	0	0
COST	Audiology & Speech Pathology	51.0203	GRD*COMM DIS*SPEECH & LANG PATH	MS	24	21	31	22	31
COST	Bio & Allied Health Sci	26.0101	GRD*BIOLOGY	MS	1	1	3	2	4
COST	Bio & Allied Health Sci	51.0911	GRD*RADIOLOGIST ASSISTANT	MS	0	0	0	1	3
COST	Exercise Science and Athletics	51.0913	GRD*CLINICAL ATHLETIC TRAINING	MS					2
COST	Exercise Science and Athletics	31.0505	GRD*EX SCI & ADLT FIT (1 YEAR)	MS	9	9	12	7	6
COST	Exercise Science and Athletics	31.0505	GRD*EX SCI & ADLT FIT (2 YEAR)	MS	2	2	2	1	5
COST	Exercise Science and Athletics	31.0505	GRD*EXER SCI & ADULT FITNESS	MS	0	0	0	1	0
COST	Instructional Technology	13.0501	GRD*INSTRUCTIONAL TECH (EDU)	MS	13	16	22	19	20
COST	Instructional Technology	13.0501	GRD*INSTRUCTIONAL TECHNOLOGY	MS	40	42	42	19	29
COST	Nursing	51.1601	GRD*NURSING	MSN	6	10	17	15	4
Total Degrees Granted, College of Graduate Studies					332	322	345	324	343



Degrees Granted 1970 through 2010

Academic Year	Bachelors	Masters	Doctorate
1970 - 1971	791	130	
1971 - 1972	903	150	
1972 - 1973	976	145	
1973 - 1974	1189	155	
1974 - 1975	1091	194	
1975 - 1976	997	201	
1976 - 1977	969	204	
1977 - 1978	1057	229	
1978 - 1979	1118	221	
1979 - 1980	1074	237	
1980 - 1981	1089	239	
1981 - 1982	1147	220	
1982 - 1983	1141	176	
1983 - 1984	1084	151	
1984 - 1985	1078	125	
1985 - 1986	1123	127	
1986 - 1987	1067	180	
1987 - 1988	1160	170	
1988 - 1989	1046	189	
1989 - 1990	1186	194	

Academic Year	Bachelors	Masters	Doctorate
1990 - 1991	1240	192	
1991 - 1992	1256	261	
1992 - 1993	1347	221	
1993 - 1994	1368	225	
1994 - 1995	1354	189	
1995 - 1996	1323	230	
1996 - 1997	1231	238	
1997 - 1998	1239	225	
1998 - 1999	1196	235	
1999 - 2000	1316	221	
2000 - 2001	1296	228	
2001 - 2002	1245	239	
2002 - 2003	1386	275	
2003 - 2004	1539	308	
2004 - 2005	1403	337	
2005 - 2006	1491	325	7
2006 - 2007	1516	316	6
2007 - 2008	1545	335	10
2008 - 2009	1565	311	13
2009 - 2010	1634	334	9



Graduates Completing Career Concentrations August 2005 through May 2010

Career Concentration	Aug-05	Dec-05	May-06	Aug-06	Dec-06	May-07	Aug-07	Dec-07	May-08	Aug-08	Dec-08	May-09	Aug-09	Dec-09	May-10
4015 Chinese	0	0	0	0	1	1	1	0	1	0	1	0	0	1	0
4030 Family, Children and Youth	1	5	29	2	12	10	2	12	14	3	9	18	1	5	14
4040 Gerontology	0	0	0	0	0	0	0	0	0	0	0	1	0	0	2
4060 Outdoor Leadership	0	0	0	0	0	0	1	0	0	0	0	0	0	0	0
4080 Public Administration Mgmt	0	0	1	0	1	1	2	0	0	0	1	2	0	0	0
4090 International Business	0	0	3	0	1	0	1	1	3	0	0	1	0	0	0
4095 Information Assurance	0	0	0	0	1	0	0	0	1	0	0	0	0	0	1
Human Resource															
4100 Management	2	1	7	2	4	10	6	5	9	4	2	11	5	6	11
4200 Supply Chain Management	0	0	0	0	0	0	0	0	0	0	0	0	0	1	3
5000 Fraud Examination	0	2	19	2	7	9	0	3	13	2	2	17	3	8	13
Total	3	8	59	6	27	31	13	21	41	9	15	50	9	21	44